

# First Announcement and Call for Papers

## FIRST INTERNATIONAL CONGRESS OF "EN FACE" OCT and update on OCT clinical applications and technology

Rome, Saturday December 14, 2013

NH Hotel Vittorio Veneto - Corso d'Italia, 1

### Organizers:

**Bruno Lumbroso (Rome), Philip J. Rosenfeld (Miami), Gabriel Coscas (Paris)**

### Coordinators:

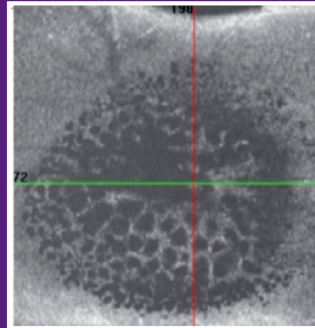
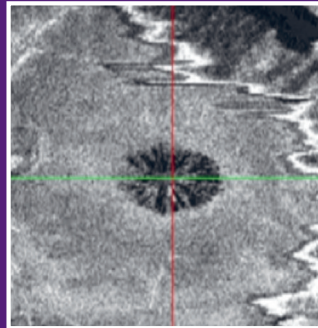

**Andre Romano (São Paulo), Martine Mauget-Fayssse (Paris), Marco Rispoli (Rome)**

**Honorary President: Rosario Brancato**

**Guest of Honor: James Fujimoto**

### OFFICIAL LANGUAGES

**English and French**, translation in Italian, English and French



### FACULTY

Steven Bailey - Portland (USA)  
Francine Behar - Lausanne (Switzerland)  
Felice Cardillo Piccolino - Genoa (Italy)  
Gilda Cennamo - Naples (Italy)  
Gabriel Coscas - Paris (France)  
Florence Coscas - Paris (France)  
Luca Di Antonio - Chieti-Pescara (Italy)  
Chiara Eandi - Turin (Italy)  
Adil El Mafrouhi - Paris (France)  
Zeinab El Sanabary - Cairo (Egypt)  
Aly Erginay - Paris (France)  
Amani Fawzi - Chicago (USA)  
James Fujimoto - Cambridge (USA)  
Alain Gaudric - Paris (France)  
Andrea Gianti - Milan (Italy)  
Vishali Gupta - Chandigarh (India) - Riyadh (Saudi Arabia)  
Alessandro Invernizzi - Milan (Italy)  
Kinpui Chan - Oakland (USA)  
Jean François Le Rouic - Nantes (France)  
Anita Leys - Leuven (Belgium)  
Martin Long - Heidelberg (Germany)  
Bruno Lumbroso - Rome (Italy)  
Daniele Mantovano - Milan (Italy)  
John Marshall - London (UK)  
Martine Mauget Fayssse - Lyon (France)  
Cinzia Mazzini - Florence (Italy)  
Anjali Mehta - Lakewood (USA)  
Nalin Mehta - Lakewood (USA)  
Edoardo Midena - Padua (Italy)  
Jean Michel Muratet - Pamiers (France)  
Sylvia Nghiem Buffet - Paris (France)  
Mariacristina Parravano - Rome (Italy)  
Lucia Pelosini - London (UK)  
Maddalena Quaranta El Mafrouhi - Lyon (France)  
Giuseppe Querques - Milan (Italy)  
Marco Rispoli - Rome (Italy)  
Andre Romano - São Paulo (Brazil)  
Richard Rosen - New York (USA)  
Philip J. Rosenfeld - Miami (USA)  
Cristina Savastano - Rome (Italy)  
Ursula Schmidt Erfurth - Vienna (Austria)  
Alain Serru - Nuoro (Italy)  
Giovanni Staurenghi - Milan (Italy)  
Gabriele Thumann - Geneva (Switzerland)  
Omar Trabelsi - Tunis (Tunisia)  
Monica Varano - Rome (Italy)  
Min Wang - Shanghai (China)  
Rishard Rami Weitz - Toronto (Canada)  
Benjamin Wolff - Paris (France)  
Benedikt Wurm - Heidelberg (Germany)  
Leonidas Zografos - Lausanne (Switzerland)

Over the past 12 years, the use of clinical OCT by ophthalmologists has become the gold standard for imaging the posterior pole. During this time, technological advances have improved the speed, resolution, and strategies used to image the macula. We've evolved from traditional B-scans and segmentation maps of the RPE and ILM to three-dimensional imaging of the retina and vitreoretinal interface. But, over the past 5 years, the most exciting advance has been the emerging field of "en face" OCT imaging, which has revolutionized our ability to visualize the posterior pole by combining and adding to all these previous advances in OCT imaging. En face imaging allows for independent dissection of the vitreoretinal interface, retina, RPE, and choroid and uniquely projects these layers so that macula pathology throughout the posterior pole can be studied and correlated with a patient's symptoms, their disease, and its progression. Today, "en face" OCT imaging of the eye is presented at most ophthalmological meetings throughout the world and published in the most prestigious journals. Recently, with the publication of an "en face" OCT clinical Atlas, we believe that "en face" imaging has arrived. The time is right to organize the First International Congress on "en face" OCT imaging.

*Bruno Lumbroso, Philip J. Rosenfeld, Gabriel Coscas*

## REGISTRATION

All registrations can be made on [linewww.symposiacongressi.eu](http://linewww.symposiacongressi.eu)

## REGISTRATION FEES

### Ophthalmologist

**Early Fee** (Deadline - 31 July) € 210,00

**Late Fee** (Deadline - 11 December) € 310,00

**On site Registration Fee** € 350,00

### Resident and Orthoptist/Technician

**Early Fee** (Deadline - 31 July) € 150,00

**Late Fee** (Deadline - 11 December) € 210,00

**On site Registration Fee** € 250,00

## HOTEL INFORMATION

For hotel information and reservation please contact the Conference Secretariat.

## TOPICS

Anatomy of choroid by En face OCT

Flat-mounted retina imaging and potential correlation with OCT images En face.

Macular microstructure and En face OCT in Macular Edema

Appearance and Progression of Geographic Atrophy Predicted by SDOCT En Face Imaging

En face OCT in Polypoidal Choroidopathy

En face OCT in retinal and macular Dystrophies

En face OCT angiography in vascular diseases of the retina

En face OCT in Wet ARMD

En face OCT and diabetes

En face OCT in Ocular Oncology

En face OCT in paraneoplastic melanocytic proliferation

En face OCT in chronic and acute central serous chorioretinopathy

En face OCT in uveitis

En face OCT in vitreo retinal interface and macular surgery

En face OCT for the study of nerve fiber layer in Glaucoma

From Pictures of Pathology through Pixels to Quantitative Functional Predictions

Update on OCT technology and clinical applications

**Quick Fire session:** three minutes presentations (3 slides) with 2 minutes discussion

**Free papers** on En face OCT

Thanks to:



## CALL FOR PAPERS

For abstract submission please visit [www.symposiacongressi.eu](http://www.symposiacongressi.eu)

## SCIENTIFIC SECRETARIAT



CORSI DI AGGIORNAMENTO IN OFTALMOLOGIA  
Diretti dal Prof. B. Lumbroso

Bruno Lumbroso MD

Tel. +39 06 37518008

E-mail: [bruno.lumbroso@gmail.com](mailto:bruno.lumbroso@gmail.com)

## CONFERENCE SECRETARIAT



Tel. + 39 031 461938

Fax + 39 031 4890516

Mobile: + 39 335 5330020

E-mail: [anna.porro@symposiacongressi.eu](mailto:anna.porro@symposiacongressi.eu)

Website: [www.symposiacongressi.eu](http://www.symposiacongressi.eu)